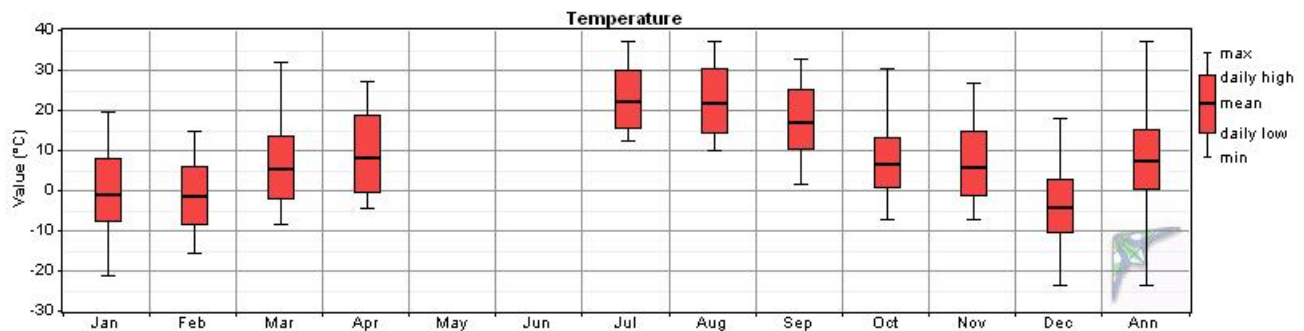


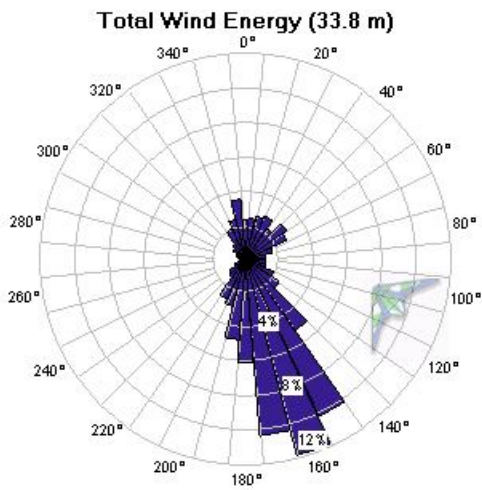
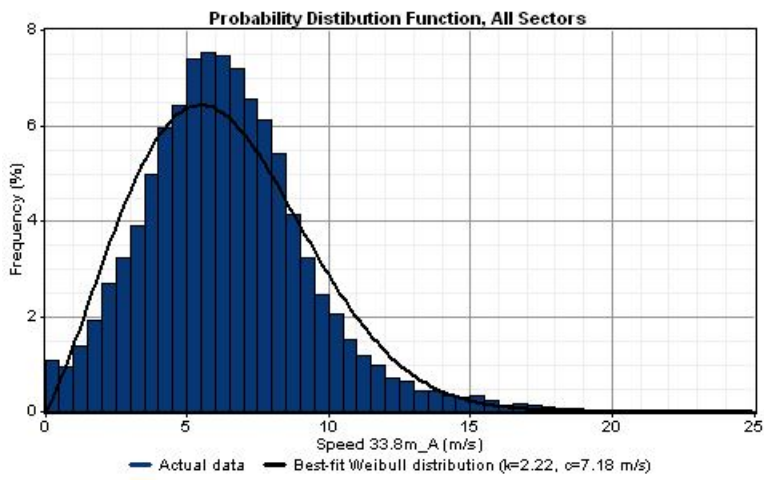
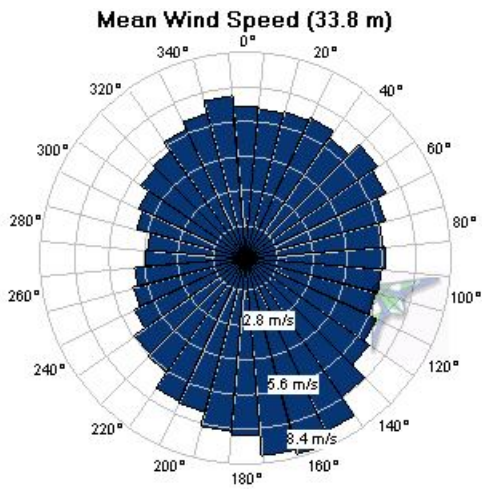
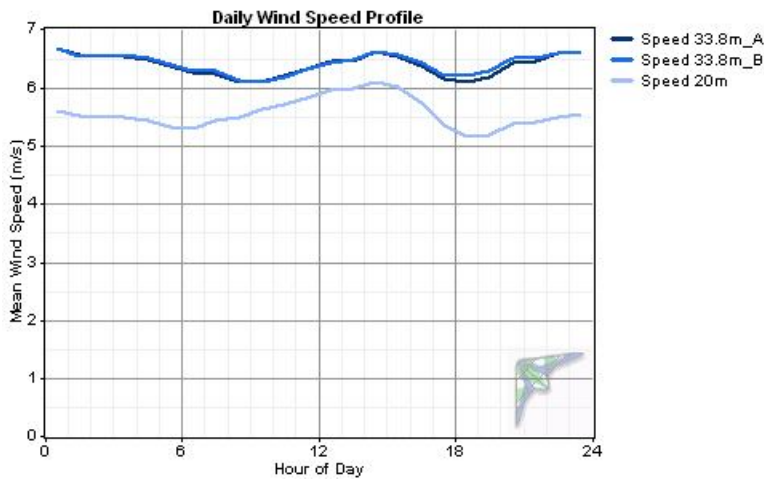
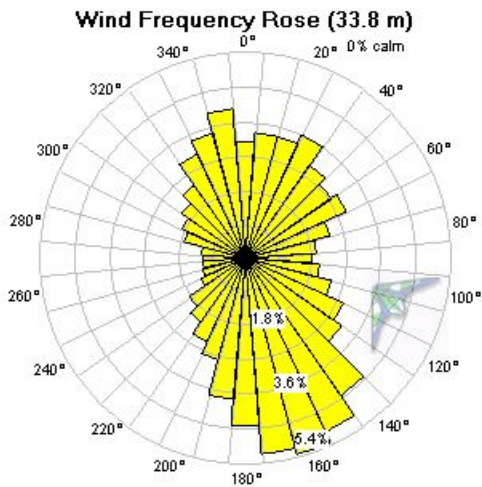
### Data Set Properties

Data Set: Idalia\_3902\_2009\_0717\_to\_2010\_0411\_with\_data\_validation.windog  
 Report Created: 4/28/2010 16:00

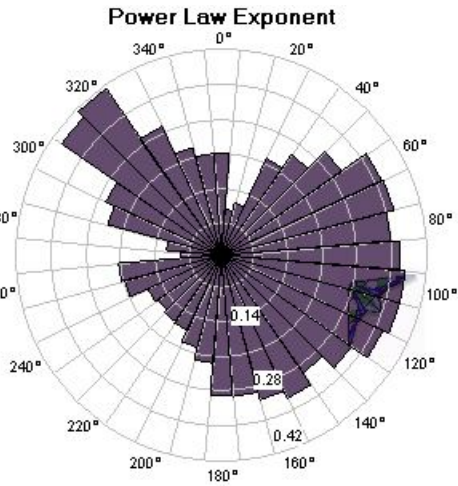
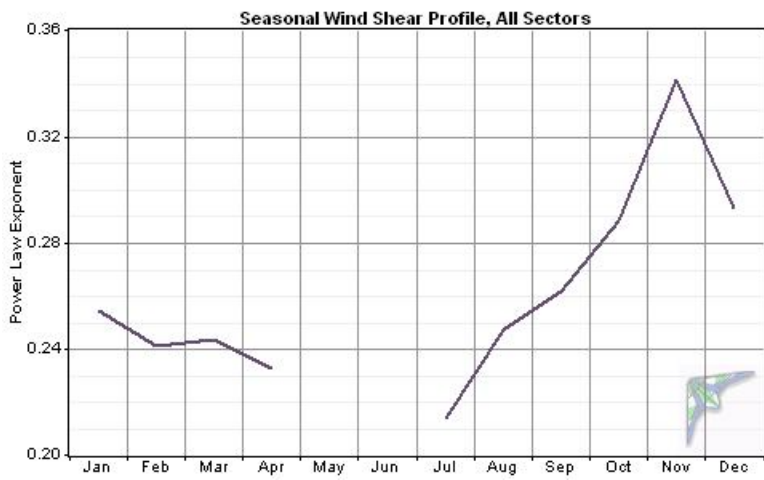
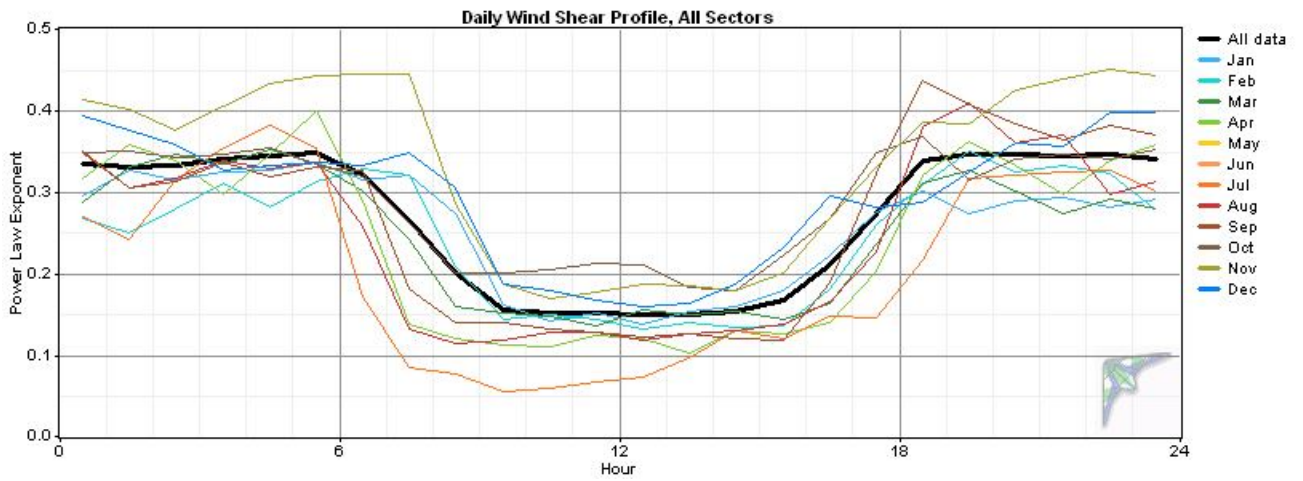
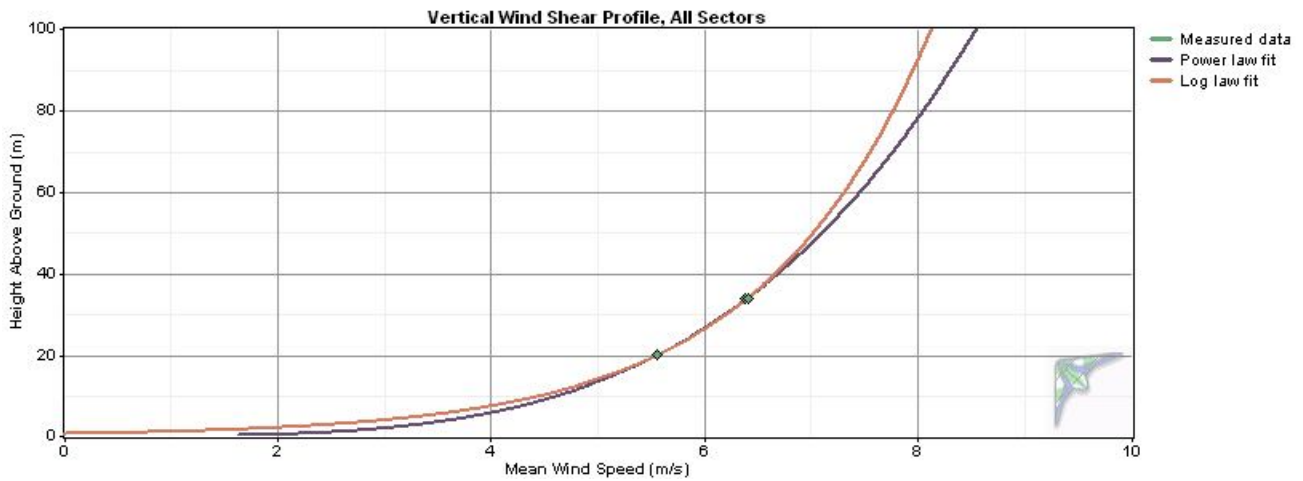
Variables	Values
Latitude	N 39° 41' 0.000"
Longitude	W 102° 20' 0.000"
Elevation	1127 m
Start date	7/17/2009 18:10
End date	4/11/2010 14:00
Duration	8.8 months
Length of time step	10 minutes
Calm threshold	0 m/s
Mean temperature	7.42 °C
Mean pressure	88.56 kPa
Mean air density	1.101 kg/m <sup>3</sup>
Power density at 50m	337 W/m <sup>2</sup>
Wind power class	3 (Fair)
Power law exponent	0.267
Surface roughness	0.614 m
Roughness class	3.51
Roughness description	Forest



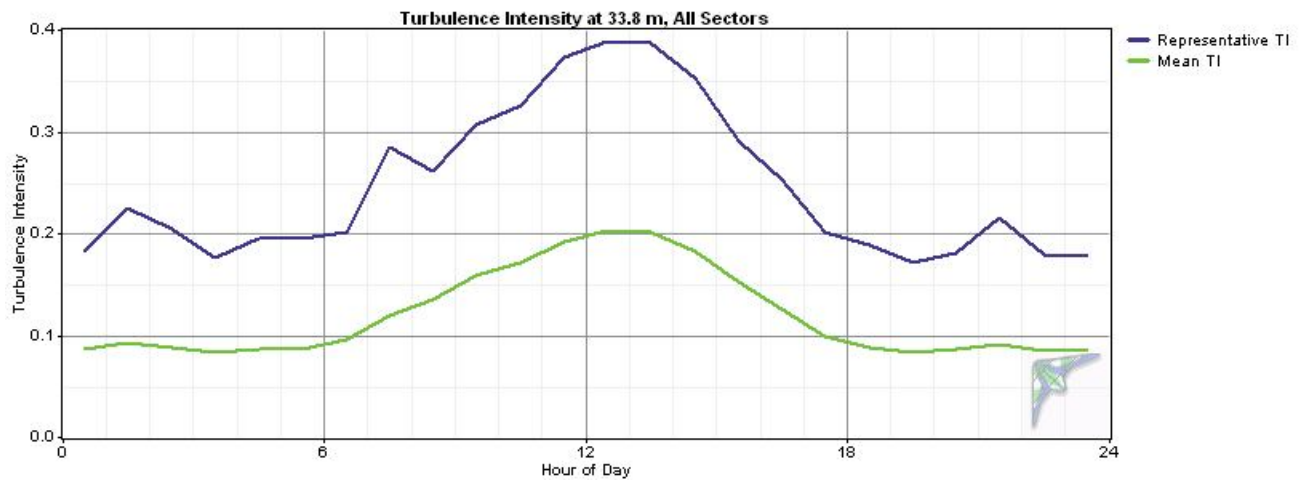
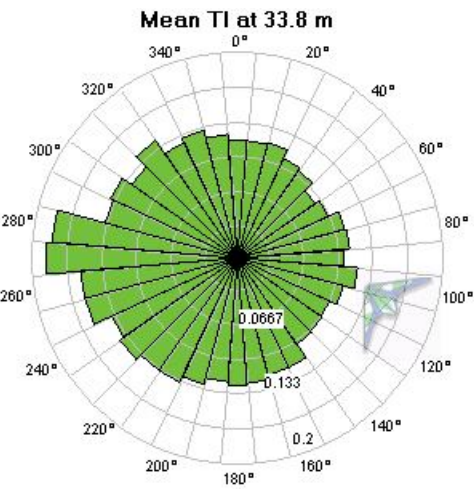
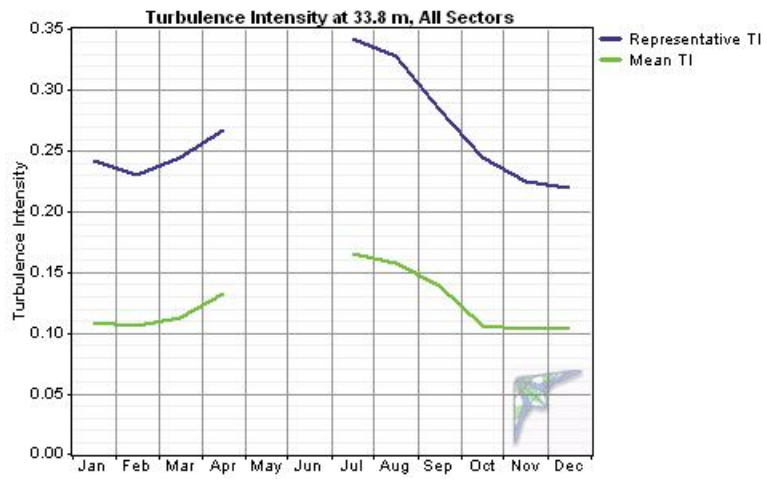
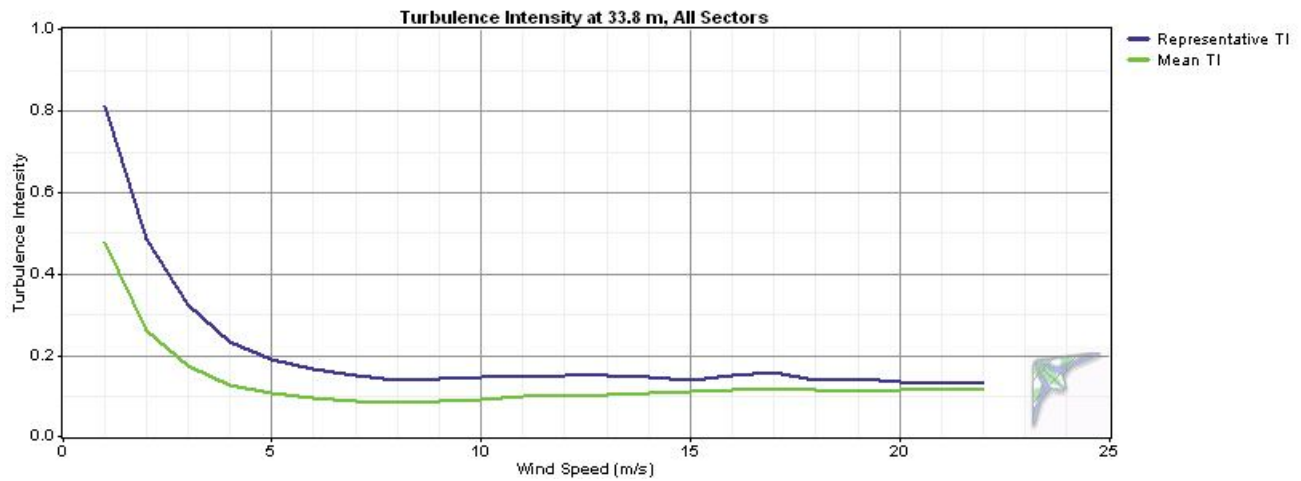
### Wind Speed and Direction



### Wind Shear



### Turbulence Intensity



### Data Column Properties

Label	Units	Height	Possible Records	Valid Records	Recovery Rate (%)	Mean	Min	Max	Std. Dev
Speed 33.8m_A	m/s	33.8 m	38,567	38,567	100	6.38	0.29	22.04	2.97
Speed 33.8m_A SD	m/s		38,567	38,567	100	0.651	0.000	6.350	0.427
Speed 33.8m_A Max	m/s		38,567	38,567	100	7.83	0.33	29.17	3.81
Speed 33.8m_A Min	m/s		38,567	38,567	100	4.59	0.33	15.93	2.46
Speed 33.8m_B	m/s	33.8 m	38,567	38,567	100	6.41	0.29	21.90	2.93
Speed 33.8m_B SD	m/s		38,567	38,567	100	0.651	0.000	6.590	0.420
Speed 33.8m_B Max	m/s		38,567	38,567	100	7.86	0.40	29.05	3.76
Speed 33.8m_B Min	m/s		38,567	38,567	100	4.61	0.40	15.90	2.43
Speed 20m	m/s	20 m	38,567	38,567	100	5.56	0.25	20.55	2.56
Speed 20m SD	m/s		38,567	38,567	100	0.696	0.000	6.340	0.467
Speed 20m Max	m/s		38,567	38,567	100	7.14	0.35	28.08	3.57
Speed 20m Min	m/s		38,567	38,567	100	3.67	0.35	14.03	1.87
Direction 33.8m	°	33.8 m	38,567	38,567	100	169.1	0.0	359.6	103.2
Direction 33.8m SD	°		38,567	38,567	100	6.9	0.0	116.0	7.8
Direction 33.8m Max	°		38,567	38,567	100	164.1	0.0	356.0	105.8
Direction 33.8m Min	°		38,567	38,567	100	0	0	0	0
Temperature	°C		38,567	38,567	100	7.42	-23.60	37.30	11.13
Temperature SD	°C		38,567	38,567	100	0.071	0.000	4.500	0.129
Temperature Max	°C		38,567	38,567	100	7.77	-23.40	37.90	11.15
Temperature Min	°C		38,567	38,567	100	7.17	-23.90	37.20	11.12